

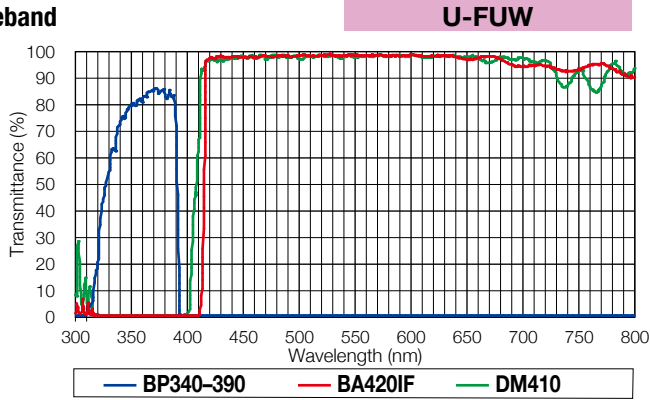
Technical Specifications



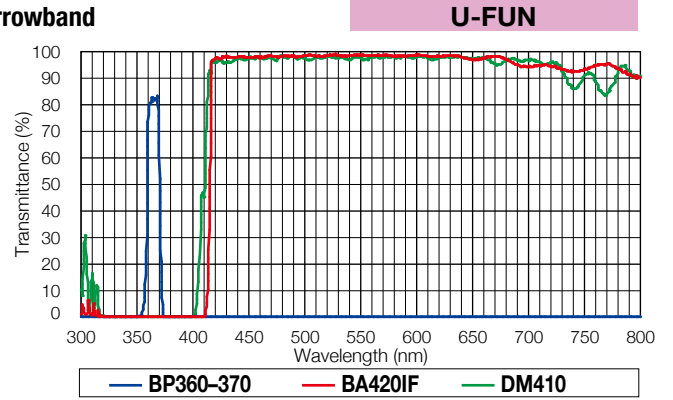
For Ultraviolet/Violet/Blue/Green/Yellow Excitations: Mirror Units for BX3 and IX3 Microscopes

Ultraviolet excitation

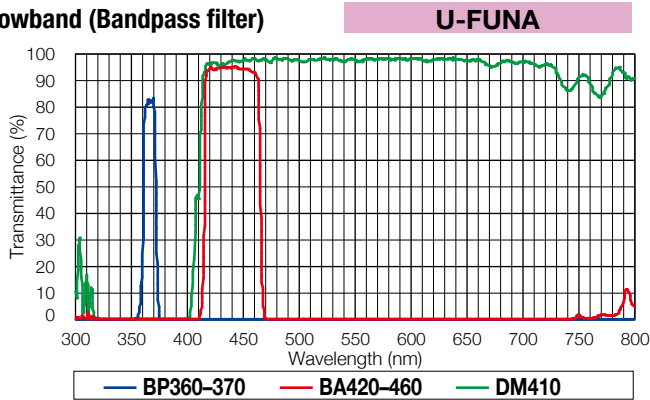
Wideband



Narrowband

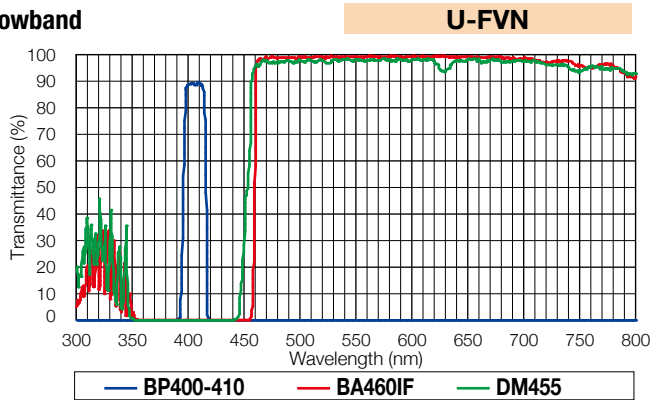


Narrowband (Bandpass filter)



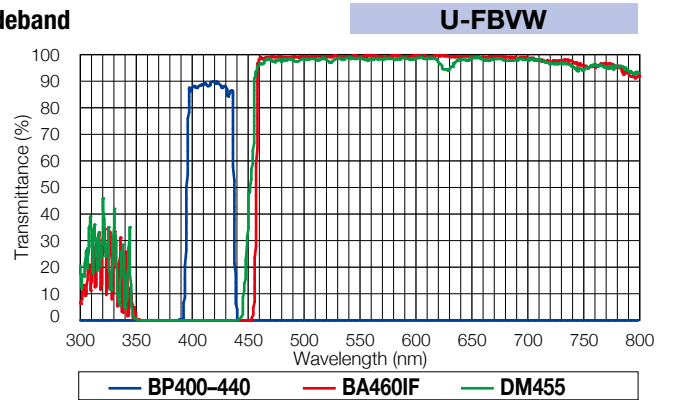
Violet excitation

Narrowband



Blue excitation

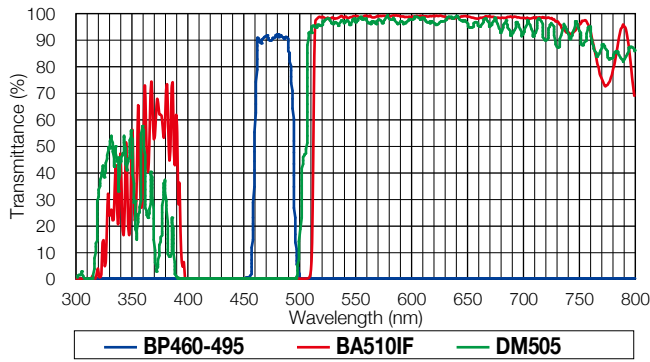
Wideband



Blue excitation

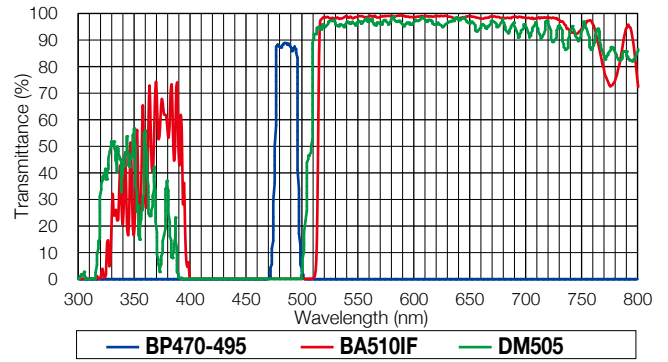
Wideband

U-FBW



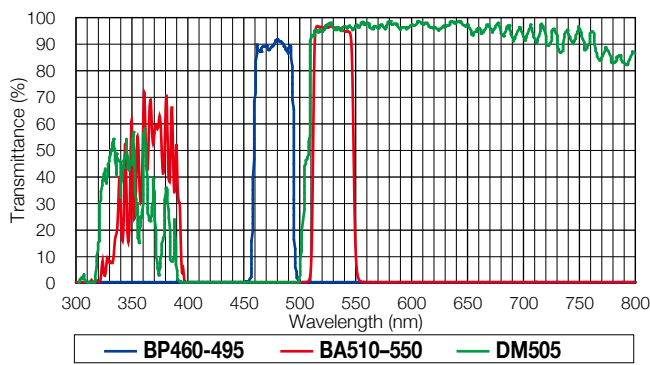
Narrowband

U-FBN



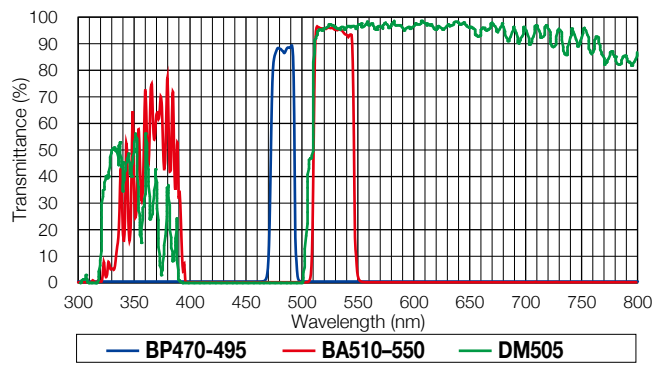
Wideband (Bandpass filter)

U-FBWA



Narrowband (Bandpass filter)

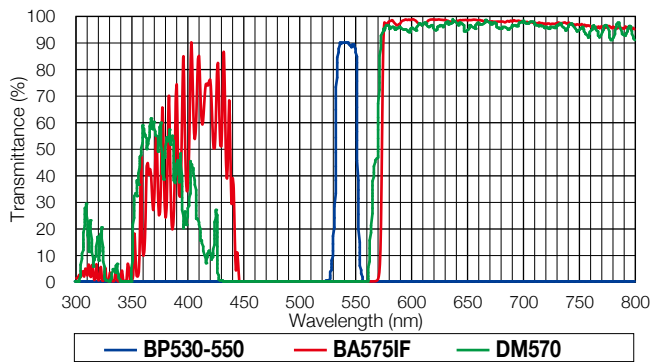
U-FBNA



Green excitation

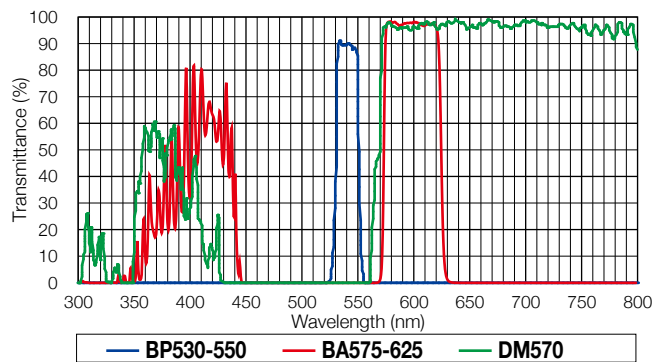
Wideband

U-FGW



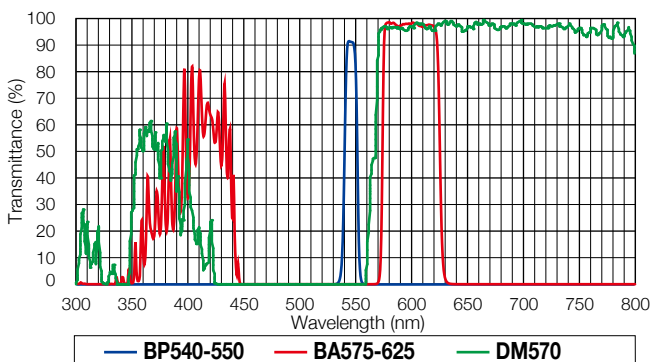
Wideband (Bandpass filter)

U-FGWA



Narrowband (Bandpass filter)

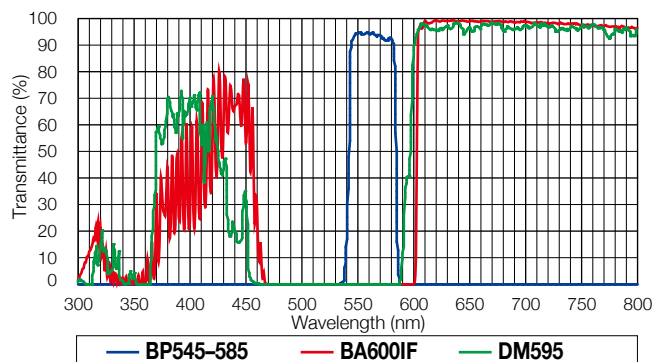
U-FGNA



Yellow excitation

Wideband

U-FYW

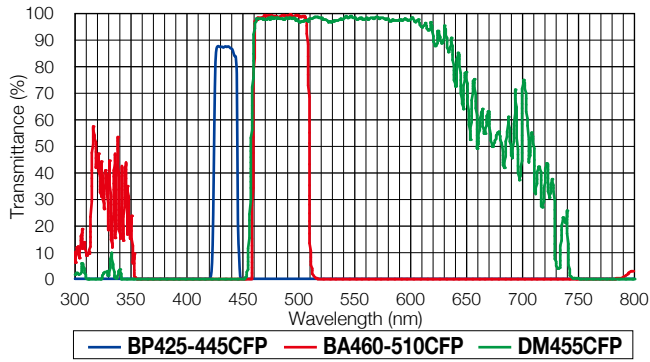


— BP: Excitation filter — BA: Barrier filter — DM: Dichromatic mirror

Exclusively for Fluorescent Proteins: Mirror Units for BX3 and IX3 Microscopes

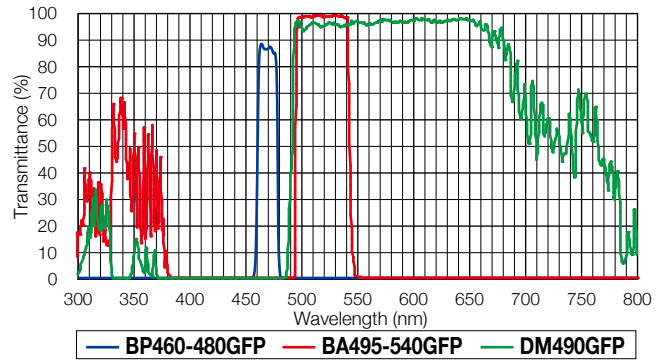
For CFP

U-FCFP



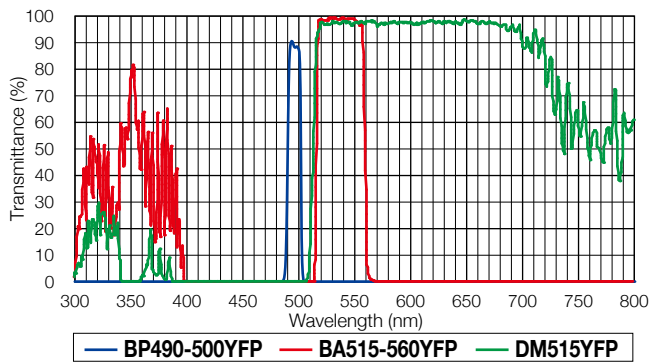
For GFP

U-FGFP



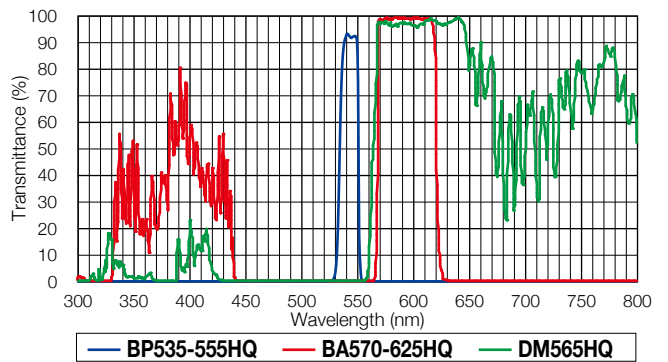
For YFP

U-FYFP



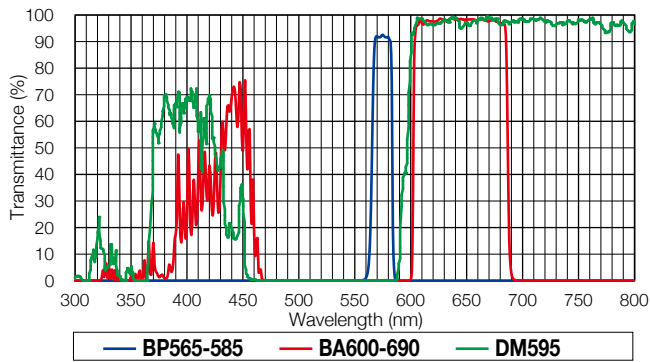
For RFP (DsRed)

U-FRFP



For mCherry

U-FMCHE

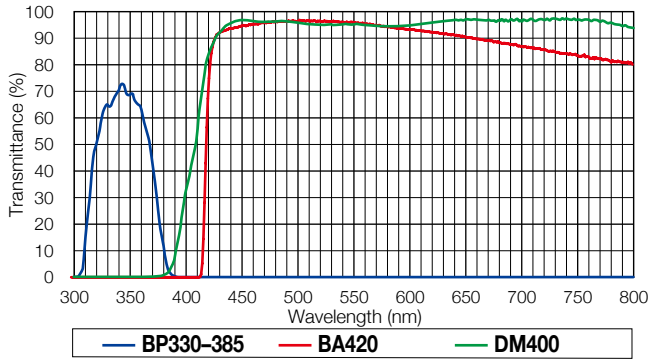


— BP: Excitation filter — BA: Barrier filter — DM: Dichromatic mirror

Ultraviolet excitation

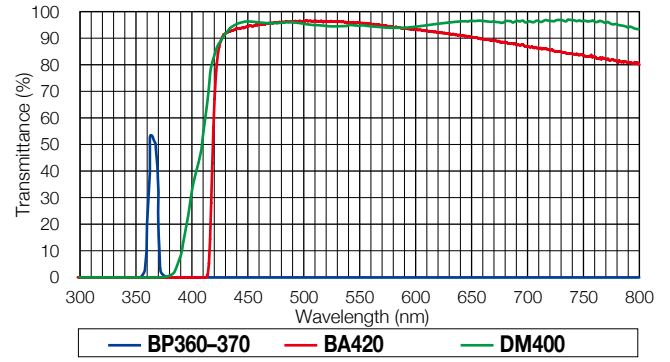
Wideband

U-MWU2



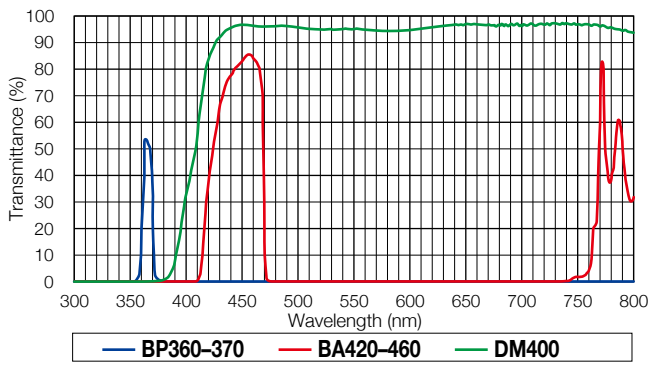
Narrowband

U-MNU2



Narrowband (Bandpass filter)

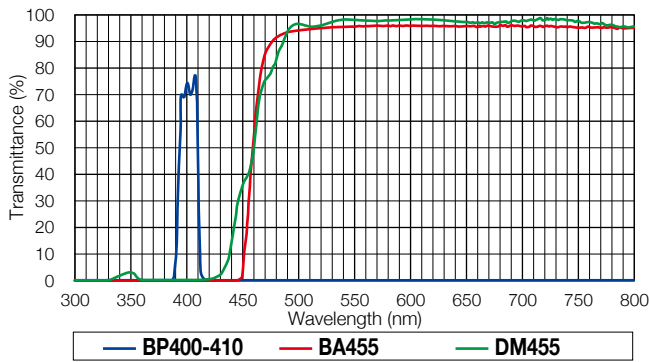
U-MNUA2



Violet excitation

Narrowband

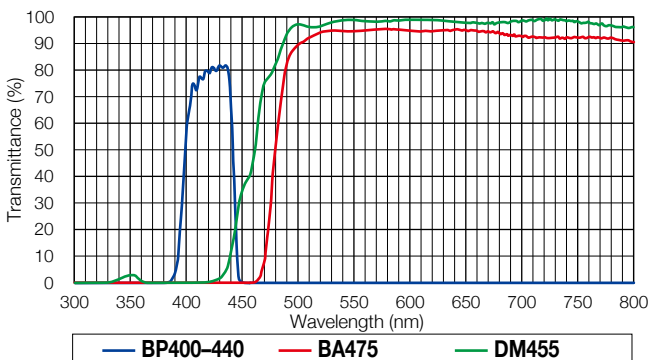
U-MNV2



Blue excitation

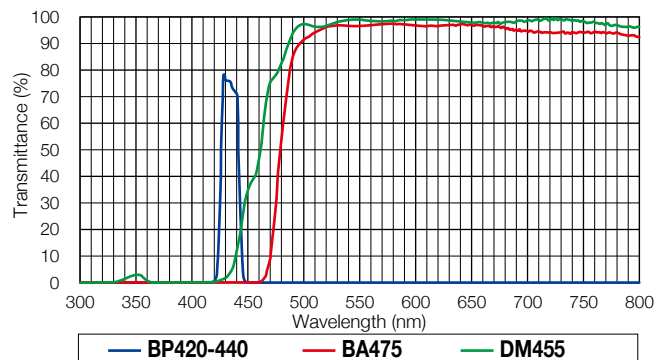
Wideband

U-MWBV2



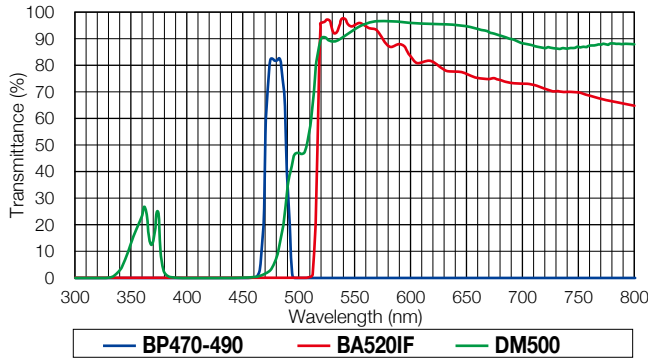
Narrowband

U-MNBV2



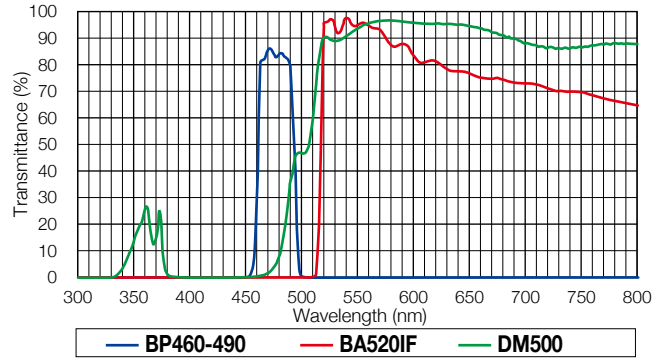
Narrowband

U-MNB2



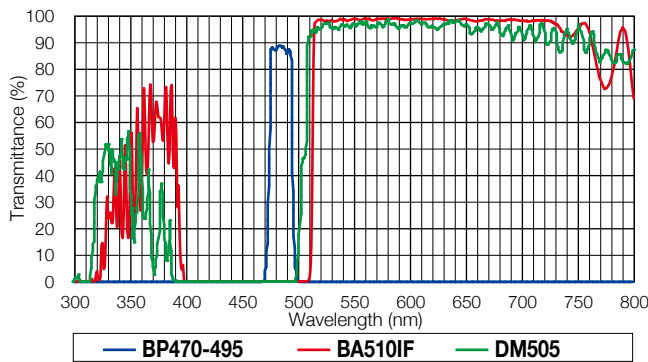
Wideband

U-MWB2



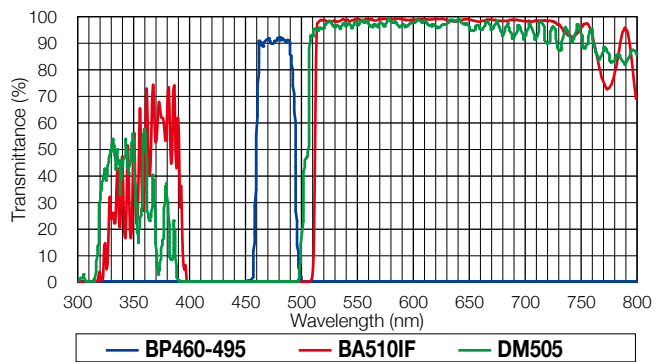
**Narrowband
(Interference filter type)**

U-MNIB3



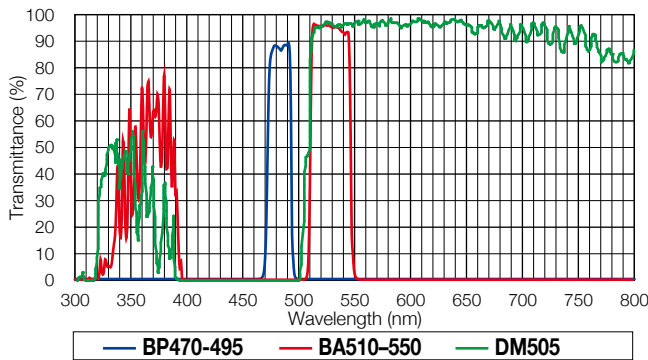
Wideband (Interference filter type)

U-MWIB3



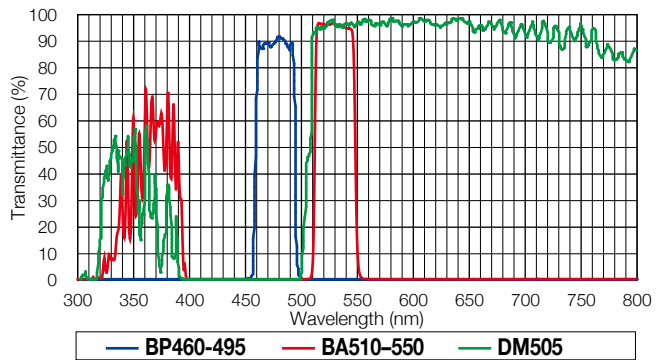
**Narrowband (Bandpass filter,
interference filter type)**

U-MNIBA3



**Wideband (Bandpass filter,
interference filter type)**

U-MWIBA3

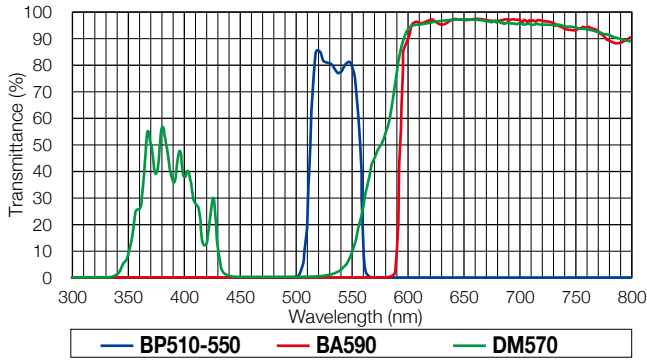


— BP: Excitation filter — BA: Barrier filter — DM: Dichromatic mirror

Green excitation

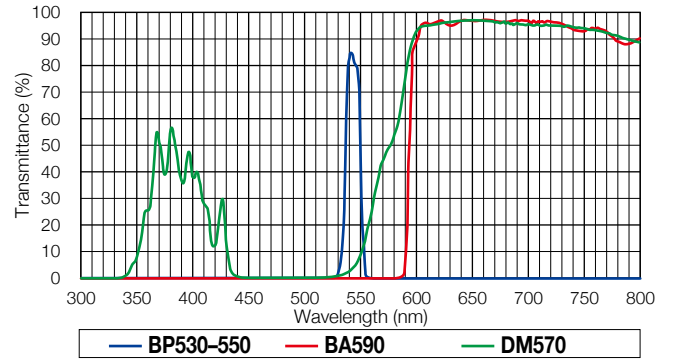
Wideband

U-MWG2



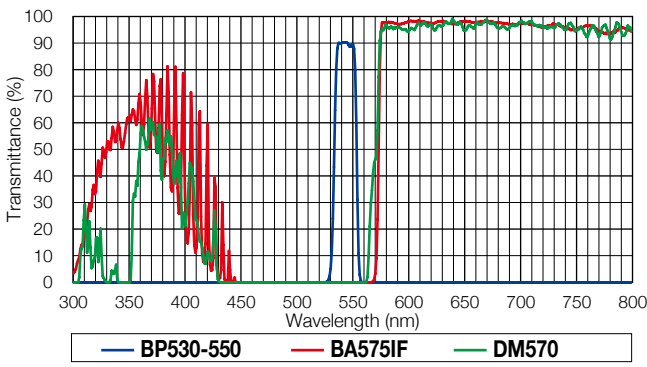
Narrowband

U-MNG2



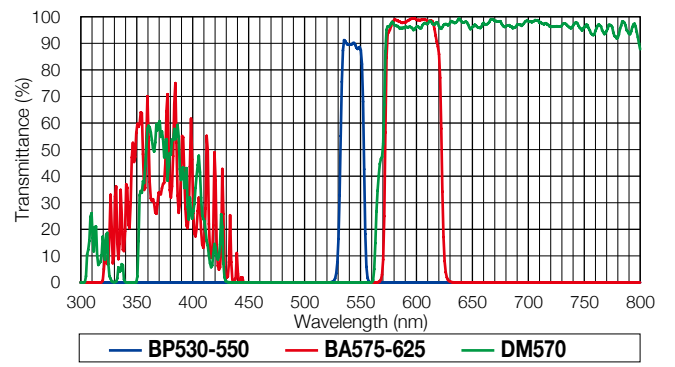
Wideband

U-MWIG3



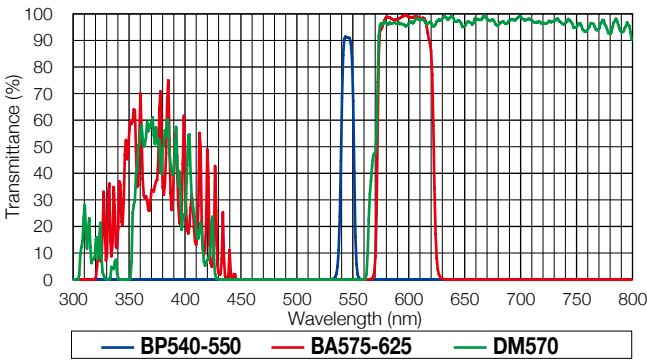
Wideband (Bandpass filter, interference filter type)

U-MWIGA3



Narrowband (Bandpass filter, interference filter type)

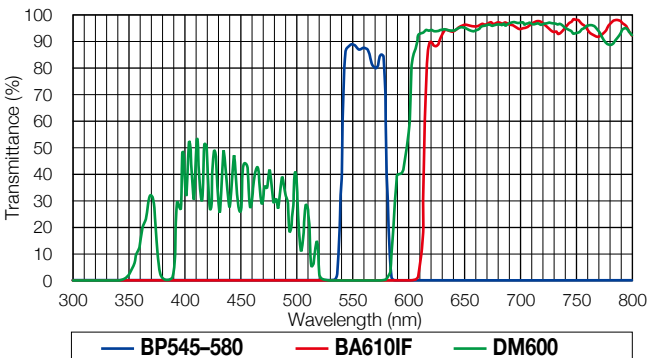
U-MNIGA3



Yellow excitation

Wideband (Interference filter type)

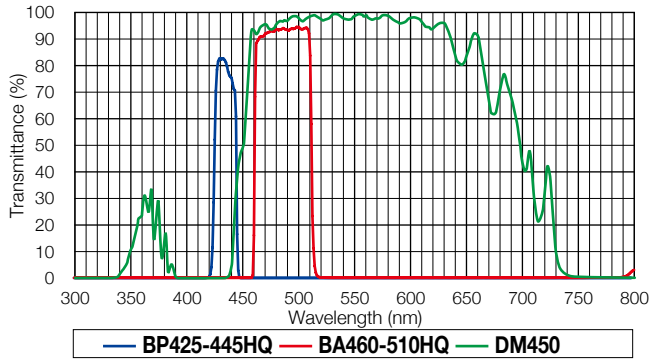
U-MWIY2



Exclusively for Fluorescent Proteins: Mirror Units for BX51WI/BX61WI Microscopes

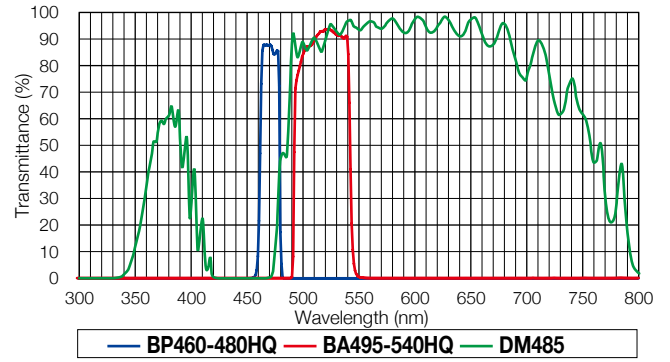
For CFP

U-MCFPHQ



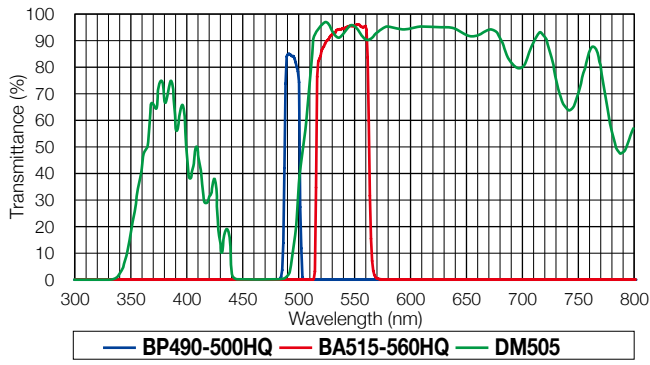
For GFP

U-MGFPHQ



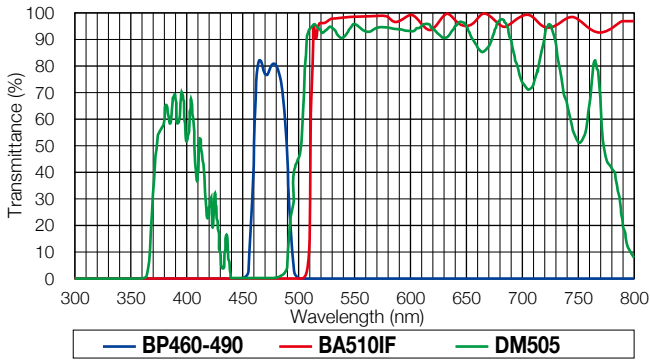
For YFP

U-MYFPHQ



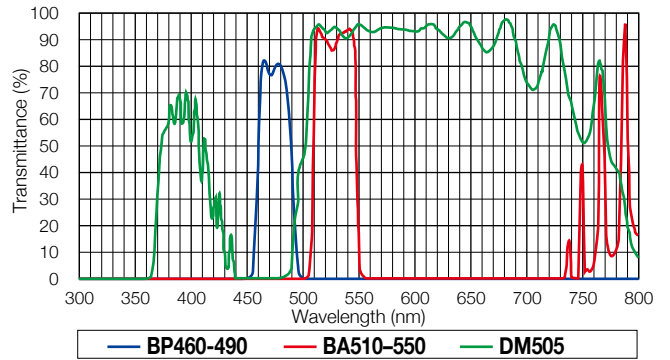
For GFP (long path filter)

U-MGFP/XL



For GFP

U-MGFPA/XL



U-MGFP/XL and U-MGFPA/XL are required to optimize illumination when using the XLFLUOR4x or XLFLUOR2x and MVX objectives.

— BP: Excitation filter — BA: Barrier filter — DM: Dichromatic mirror

Making an Optional Fluorescence Mirror Unit (Excitation Filter/Barrier Filter/Dichromatic Mirror)

Empty mirror unit

Custom fluorescence mirror units can be assembled by fitting a commercially available excitation filter, barrier filter, and dichromatic mirror in the empty mirror unit frame.

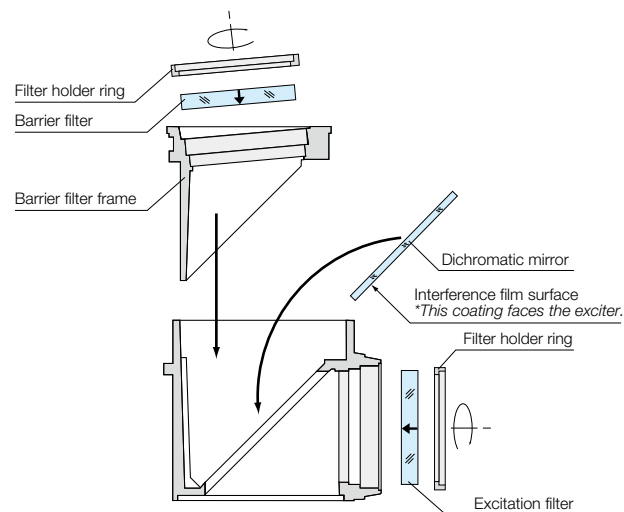


U-FF (for BX3 and IX3)



U-MF2 (for BX51WI/BX61WI)

Assembling the excitation filter, barrier filter, and dichromatic mirror



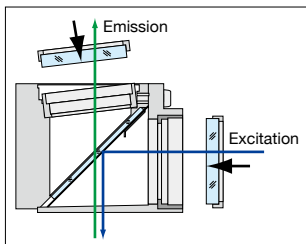
(Example: U-FF)

Notes)

- Be sure to mount the interference film so that the surface faces the exciter.
- Take care to avoid soiling the surface with fingerprints, etc.

Olympus filter set

- Be sure to mount the filter in the direction shown by the arrow.



Size requirement for optical parts: U-FF

- Excitation filter } $\varnothing 25 \begin{smallmatrix} 0 \\ -0.2 \end{smallmatrix} \text{ mm}$
- Barrier filter } thickness 2.5–6 mm
- Dichromatic mirror $26 \begin{smallmatrix} 0 \\ -0.8 \end{smallmatrix} \text{ mm} \times 38 \begin{smallmatrix} 0 \\ -0.4 \end{smallmatrix} \text{ mm}$
- thickness $1 \begin{smallmatrix} 0.4 \\ -0.1 \end{smallmatrix} \text{ mm}$

Size requirement for optical parts: IX3-FFXL

- Excitation filter $\varnothing 32 \begin{smallmatrix} -0.1 \\ -0.2 \end{smallmatrix} \text{ mm}$
- thickness 5.2–5.8 mm
- Barrier filter $\varnothing 32 \begin{smallmatrix} -0.1 \\ -0.2 \end{smallmatrix} \text{ mm}$
- thickness 3.1 mm
- Dichromatic mirror $32 \begin{smallmatrix} -0.1 \\ -0.3 \end{smallmatrix} \text{ mm} \times 44 \begin{smallmatrix} -0.1 \\ -0.3 \end{smallmatrix} \text{ mm}$
- thickness $1.5 \pm 0.05 \text{ mm}$

Size requirement for optical parts: U-MF2

- Excitation filter } $\varnothing 25 \begin{smallmatrix} -0.1 \\ -0.2 \end{smallmatrix} \text{ mm}$
- Barrier filter } maximum thickness 6 mm
- Dichromatic mirror $26 \begin{smallmatrix} -0.1 \\ -0.3 \end{smallmatrix} \text{ mm} \times 38 \begin{smallmatrix} -0.1 \\ -0.3 \end{smallmatrix} \text{ mm}$
- thickness $1 \pm 0.05 \text{ mm}$

Size requirement for optical parts: U-MF/XL

- Excitation filter $\varnothing 25 \begin{smallmatrix} -0.1 \\ -0.2 \end{smallmatrix} \text{ mm}$
- maximum thickness 6 mm
- Barrier filter $\varnothing 32 \begin{smallmatrix} -0.1 \\ 0.2 \end{smallmatrix} \text{ mm}$
- maximum thickness 4 mm
- Dichromatic mirror $32 \begin{smallmatrix} -0.1 \\ -0.3 \end{smallmatrix} \text{ mm} \times 44 \begin{smallmatrix} -0.1 \\ -0.3 \end{smallmatrix} \text{ mm}$
- thickness $1.5 \pm 0.05 \text{ mm}$

Mirror Unit Selection Chart According to Fluorochrome Characteristics

Fluorochrome	Excitation maximum (nm)	Emission maximum (nm)	Applicable BX3/IX3 mirror unit	Applicable BX51WI/BX61WI mirror unit
Fluorescent protein variants				
AmCyan	458	489	U-FCFP, U-FBWW	U-MWBV2, U-MNBV2, U-MCFPHQ
Azami-Green	492	505	U-FBWA, U-FBNA, U-FGFP, U-FBW, U-FBN	U-MWIB3, U-MWIBA3, U-MNIB3, U-MNIBA3, U-MGFPHQ
DsRed2	563	582	U-FGW, U-FGWA, U-FGNA, U-FRFP	U-MWIG3, U-MWIGA3, U-MNIGA3
EBFP	380	440	U-FUNA, U-FUW, U-FUN, U-FVN	U-MWU2, U-MNU2, U-MNUA2, U-MNV2
ECFP	433	475	U-FCFP, U-FBWW, U-FVN	U-MCFPHQ, U-MWBV2, U-MNBV2, U-MNV2
EGFP	488	507	U-FBWA, U-FBNA, U-FGFP, U-FBW, U-FBN	U-MGFPHQ, U-MNIB3, U-MWIBA3, U-MWIB3, U-MNIBA3
EYFP	513	527	U-FBWA, U-FBNA, U-FYFP, U-FBW, U-FBN	U-MYFPHQ, U-MWIBA3, U-MNIBA3, U-MWIBA3, U-MNIBA3, U-MNIB3, U-MNB2, U-MWB2, U-MWIB3
Fucci (mAG1)	492/551	505/565	U-FBNA, U-FGFP, U-FBWA, U-FBW, U-FBN	U-MNIBA3, U-MGFPHQ, U-MNIB3, U-MWIBA3, U-MWIB3
GFP (S65T)	488	510	U-FBWA, U-FBNA, U-FGFP, U-FBW, U-FBN	U-MGFPHQ, U-MWIBA3, U-MNIBA3, U-MWIB3, U-MNIB3
GFP (WT)	395, 475	510	U-FBWA, U-FBNA, U-FGFP, U-FBW, U-FBN	U-MWIBA3, U-MNIBA3, U-MGFPHQ, U-MWIB3, U-MNIB
HcRed	588	618	U-FYW	U-MWIY2
Midoriishi-Cyan	472	495	U-FBWA, U-FBW, U-FBNA, U-FBN, U-FCFP, U-FGFP	U-MWIBA3, U-MWIB3, U-MNIBA3, U-MNIB3, U-MCFPHQ, U-MGFPHQ
mCherry	580	610	U-FMCHE, U-FYW	U-MWIY2
mRFP	584	607	U-FMCHE, U-FYW	U-MWIY2
mStrawberry	574	596	U-FMCHE, U-FYW	U-MWIY2
RFP (DsRed)	558	583	U-FRFP, U-FGW, U-FGWA, U-FGNA	U-MWIG3, U-MWIGA3, U-MNIGA3
Venus	515	528	U-FYFP	U-MYFPHQ, U-MNB2, U-MNIB3, U-MNIBA3, U-MWB2, U-MWIB3, U-MWIBA3
Photoactivation				
Dronpa-Green	503	518	U-FBN, U-FBNA, U-FBW, U-FBWA, U-FYFP	U-MGFPHQ, U-MNB2, U-MNIB3, U-MNIBA3, U-MWB2, U-MWIB3, U-MWIBA3, U-MYFPHQ
PA-GFP	504	517	U-FGFP, U-FBWA, U-FBNA, U-FBW, U-FBN	U-MGFPHQ, U-MNIB3, U-MWIBA3, U-MWIB3, U-MNIBA3
Photoconversion				
Kaede (Green/Red)	509/573	518/582	U-FBN, U-FBNA, U-FBW, U-FBWA, U-FGFP, U-FYFP, U-FGW, U-FGWA, U-FGNA, U-FRFP	U-MWIB3, U-MWIBA3, U-MGFPHQ, U-MYFPHQ, U-MNB2, U-MNIB3, U-MNIBA3, U-MWB2, U-MNIGA3, U-MWIG3, U-MWIGA3

Fluorochrome	Excitation maximum (nm)	Emission maximum (nm)	Applicable BX3/IX3 mirror unit	Applicable BX51WI/BX61WI mirror unit
Carbohydrate modification, protein modification (labeling)				
<i>Protein modification</i>				
Alexa Fluor 350	346	442	U-FUNA, U-FUW, U-FUN	U-MNUA2, U-MWU2, U-MNU2
Alexa Fluor 405	402	421	U-FUNA, U-FUW, U-FUN	U-MNUA2, U-MWU2, U-MNU2
Alexa Fluor 430	434	539	U-FBWW, U-FVN	U-MWBV2, U-MNBV2, U-MNV2
Alexa Fluor 488	495	519	U-FBWA, U-FBNA, U-FBW, U-FBN	U-MWIBA3, U-MNIBA3, U-MWIB3, U-MNIB3, U-MNB2, U-MWB2
Alexa Fluor 532	531	554	U-FGW, U-FGWA, U-FGNA, U-FRFP	U-MWIG3, U-MWIGA3, U-MNIGA3
Alexa Fluor 546	556	573	U-FGW, U-FGWA, U-FGNA, U-FRFP	U-MWIG3, U-MWIGA3, U-MNIGA3
Alexa Fluor 555	555	567	U-FGW, U-FGWA, U-FGNA, U-FRFP	U-MWIG3, U-MWIGA3, U-MNIGA3
Alexa Fluor 568	578	603	U-FGW, U-FGWA, U-FGNA, U-FRFP, U-FYW, U-MCHE	U-MWIG3, U-MWIGA3, U-MNIGA3, U-MWIY2
Alexa Fluor 594	590	617	U-FYW, U-FMCHE	U-MWIY2
Allophycocyanin (APC)	650	660	U-FYW	U-MWIY2
7-amino-4-methylcoumarin-3-acetic acid (AMCA)	349	448	U-FUNA, U-FUW, U-FUN	U-MNUA2, U-MWU2, U-MNU2
BODIPY FL	505	513	U-FBWA, U-FBW, U-FBNA, U-FBN, U-FGFP	U-MWIBA3, U-MWIB3, U-MNIBA3, U-MNIB3
Cascade Blue	376	425	U-FUNA, U-FUW, U-FUN	U-MNUA2, U-MWU2, U-MNU2
Fluorescein-isothiocyanate (FITC)	494	518	U-FBWA, U-FBW, U-FBNA, U-FBN, U-FGFP, U-FYFP	U-MWIBA3, U-MNIBA3, U-MWB2, U-MNB2, U-MWIB3, U-MNIB3, U-MGFPHQ, U-MYFPHQ
Oregon Green 488	496	524	U-FBWA, U-FBW, U-FBNA, U-FBN, U-FGFP, U-FYFP	U-MWIBA3, U-MNIBA3, U-MWB2, U-MNB2, U-MWIB3, U-MNIB3, U-MGFPHQ, U-MYFPHQ
Phycoerythrin B (PE-B)	545	576	U-FGW, U-FGWA, U-FGNA, U-FRFP	U-MWIG3, U-MWIGA3, U-MNIGA3
Phycoerythrin R (PE-R)	490, 565	578	U-FGNA, U-FGW, U-FGWA, U-FRFP	U-MNIGA3, U-MWIG3, U-MWIGA3
Rhodamine B-isothiocyanate (RITC)	543	580	U-FGW, U-FGWA, U-FGNA, U-FRFP	U-MWIG3, U-MWIGA3, U-MNIGA3
Texas Red	595	615	U-FYW, U-MCHE	U-MWIY2
Tetramethylrhodamine-isothiocyanate (TRITC)	541	572	U-FGW, U-FGWA, U-FGNA, U-FRFP	U-MWIG3, U-MWIGA3, U-MNIGA3

Fluorochrome	Excitation maximum (nm)	Emission maximum (nm)	Applicable BX3/IX3 mirror unit	Applicable BX51WI/BX61WI mirror unit
Carbohydrate modification, protein modification (labeling)				
<i>Protein modification</i>				
1-Anilino-naphthalene-8-sulfonic acid (ANS)	365	460	U-FUW, U-FUN	U-MWU2, U-MNU2
CPM (7-Diethylamino-3-(4'-Maleimidylphenyl)-4-Methylcoumarin)	~384	470	U-FUW, U-FUN	U-MWU2, U-MNU2
Cy2	489	506	U-FBWA, U-FBNA, U-FBW, U-FBN	U-MWIBA3, U-MNIBA3, U-MWIB3, U-MNIB3
Cy3	(512); 550	570; (615)	U-FGW, U-FGWA, U-FGNA	U-MWIG3, U-MWIGA3, U-MNIGA3
Cy3.5	581	594; (640)	U-FYW, U-FMCHE	U-MWIY2
Dans (1-Dimethyl Amino Naphthaline 5 Sulphonic Acid)	340	525	U-FUW, U-FUN	U-MWU2, U-MNU2
Dansyl chloraide	360	520	U-FUW, U-FUN	U-MWU2, U-MNU2
Dansyl hydrazine	340	525	U-FUW, U-FUN	U-MWU2, U-MNU2
Eosin	525	545	U-FBWA, U-FBNA, U-FBW, U-FBN	U-MWIBA3, U-MNIBA3, U-MWIB3, U-MNIB3
Fluorescamine	390	465/475	U-FUW, U-FUN, U-FNUA, U-FVN	U-MWU2, U-MNU2, U-MNUA2, U-MNV2
FluorX	494	520	U-FBWA, U-FBNA, U-FBW, U-FBN	U-MWIB3, U-MNIB3, U-MWIBA3, U-MNIBA3, U-MWB2, U-MNB2
Lucifer Yellow CH	425	528	U-FBVW, U-FBW, U-FBW, U-FBWA	U-MWBV2, U-MNBV2, U-MWIB3, U-MNIB3, U-MWIBA3, U-MNIBA3, U-MWB2, U-MNB2
Monochlorobimane (mBCI)	394	490	U-FUW, U-FUN, U-FUNA, U-FVN	U-MNUA2, U-MWU2, U-MNU2, U-MNV2
o-phthalaldehyde (OPT)	340	455	U-FUNA, U-FUW, U-FUN	U-MNUA2, U-MWU2, U-MNU2
Resorufin	572	583	U-FGW, U-FGWA, U-FGNA	U-MWIG3, U-MWIGA3, U-MNIGA3, U-MWG2, U-MNG2
SITS (Primuline)	395-425	450	U-FUW, U-FUN, U-FUNA, U-FVN	U-MNUA2, U-MWU2, U-MNU2, U-MNV2
SITS (Stilbene Isothiosulphonic acid)	365	460	U-FUW, U-FUN, U-FUNA	U-MNUA2, U-MWU2, U-MNU2
<i>Carbohydrate modification</i>				
Acridlavine	436	520	U-FBVW, U-FBW	U-MWBV2, U-MNBV2, U-MWB2

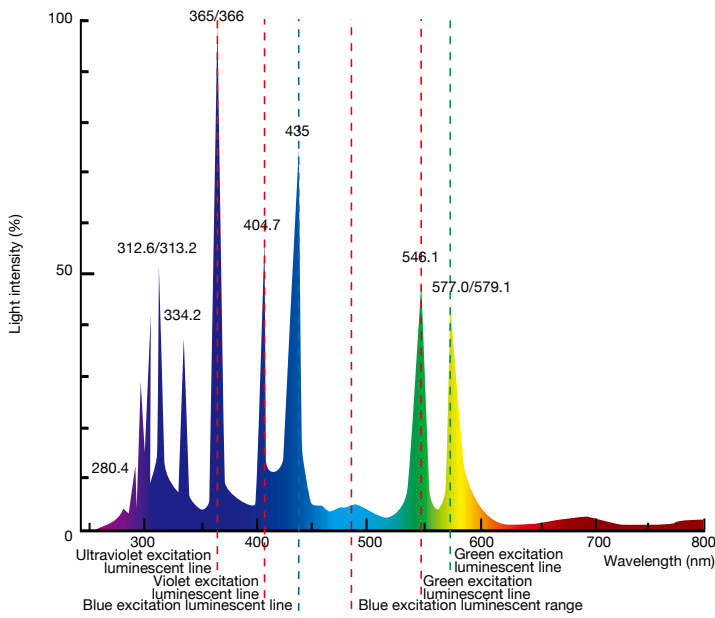
Fluorochrome	Excitation maximum (nm)	Emission maximum (nm)	Applicable BX3/IX3 mirror unit	Applicable BX51WI/BX61WI mirror unit
Nuclei, nucleic acid staining				
<i>Nuclei, nucleic acid</i>				
Acridine Orange	500	530/630-650	U-FBW, U-FBN, U-FBWA, U-FBNA, U-FYFP	U-MWIB3, U-MNIB3, U-MWIBA3, U-MNIBA3
Acridine Yellow	470	550	U-FBW, U-FBN, U-FBWA, U-FBNA	U-MWIB3, U-MNIB3, U-MWIBA3, U-MNIBA3, U-MWB2, U-MNIB2
Acriflavine-Feulgen	455	515	U-FBVW, U-FBW, U-FBWA	U-MWBV2, U-MNBV2, U-MWIB3, U-MWIBA3, U-MWB2
Auramine O-Feulgen	460	550	U-FBW, U-FBWA, U-FBNA	U-MWIB3, U-MNIB3, U-MWIBA3, U-MNIBA3, U-MWB2, U-MNIB2
7-Amino Actinomycin D	546	647	U-FYW, U-FGW, U-FMCHE	U-MWIG3, U-MWG2, U-MNG2, U-MWIY2
bis-Aminophenyl-oxadizole (BAO) -Feulgen	380	470	U-FUW, U-FUN, U-FUNA	U-MWU2, U-MNU2, U-MNUA2
BOBO 1	462	481	U-FBVW	U-MWBV2, U-MNBV2, U-MCFPHQ
BO PRO 1	462	481	U-FBVW	U-MWBV2, U-MNBV2
Chromomycin A3	445	575	U-FBVW	U-MWBV2, U-MNBV2
4, 6-diamidino-2-phenyl-indole HCl (DAPI)	345	455	U-FUW, U-FUN, U-FUNA	U-MWU2, U-MNU2, U-MNUA2
Ethidium Bromide	493	620	U-FGW, U-FGWA, U-FGNA	U-MWIG3, U-MWIGA3, U-MNIGA3, U-MWG2, U-MNG2, U-SWG2
Hoechst 33258	345	478	U-FUW, U-FUN, U-FUNA	U-MWU2, U-MNU2, U-MNUA2
Hoechst 33342	343	483	U-FUW, U-FUN, U-FUNA	U-MWU2, U-MNU2, U-MNUA2
Mithramycin	445	575	U-FBVW	U-MWBV2, U-MNBV2
Olivomycin	430	545	U-FBVW	U-MWBV2, U-MNBV2
Pararosaniline-Feulgen	570	625	U-FYW, U-FMCHE, U-FGW, U-FGWA, U-FGNA	U-MWIY2, U-MWG2, U-MNG2, U-MWIG3, U-MWIGA3, U-MNIGA3
POPO 1	434	456	U-FVN, U-FBVW, U-FCFP	U-MNV2, U-MWBV2, U-MNBV2, U-MCFPHQ
Propidium Iodide (PI)	536	617	U-FGW, U-FGWA, U-FGNA, U-FYW	U-MWIG3, U-MWIGA3, U-MNIGA3, U-MWIY2
Pyronin Y	540	570	U-FGW, U-FGWA, U-FGNA	U-MWIG3, U-MWIGA3, U-MNIGA3
Quinacrine Mustard	423	503	U-FBVW	U-MWBV2, U-MNBV2
SYTOX Green nucleic acid stain	504	523	U-FBW, U-FBN, U-FBWA, U-FBNA	U-MWIB3, U-MNIB3, U-MWIBA3, U-MNIBA3
Thiazole Orange	510	530	U-FBW, U-FBN, U-FBWA, U-FBNA	U-MWIB3, U-MNIB3, U-MWIBA3, U-MNIBA3
TOTO 1	509	533	U-FBW, U-FBN, U-FBWA, U-FBNA	U-MWIB3, U-MNIB3, U-MWIBA3, U-MNIBA3
TOTO 3	642	661	U-FYW, U-FMCHE	U-MWIY2
TO PRO 3	642	661	U-FYW, U-FMCHE	U-MWIY2
YO PRO 1	491	509	U-FBW, U-FBN, U-FBWA, U-FBNA	U-MWIB3, U-MNIB3, U-MWIBA3, U-MNIBA3
YOYO 1	491	509	U-FBW, U-FBN, U-FBWA, U-FBNA, U-FGFP, U-FYFP	U-MWIB3, U-MNIB3, U-MWIBA3, U-MNIBA3

Fluorochrome	Excitation maximum (nm)	Emission maximum (nm)	Applicable BX3/IX3 mirror unit	Applicable BX51WI/BX61WI mirror unit
Cell viability judgement				
<i>Living cell staining</i>				
Acridine Orange	500	530/630-650	U-FBW, U-FBN, U-FBWA, U-FBNA, U-FYFP	U-MWIB3, U-MNIB3, U-MWIBA3, U-MNIBA3
BCECF indicator	482 (low pH) 503 (high pH)	520 (low pH) 528 (high pH)	U-FBW, U-FBN, U-FBWA, U-FBNA	U-MWIB3, U-MNIB3, U-MWIBA3, U-MNIBA3
Calcein	494	517	U-FBW, U-FBN, U-FBWA, U-FBNA	U-MWIB3, U-MNIB3, U-MWIBA3, U-MNIBA3
Carboxyfluorescein diacetate (CFDA)	496	515	U-FBW, U-FBN, U-FBWA, U-FBNA	U-MWIB3, U-MNIB3, U-MWIBA3, U-MNIBA3
Fluorescein diacetate (FDA)	496	515	U-FBW, U-FBN, U-FBWA, U-FBNA	U-MWIB3, U-MNIB3, U-MWIBA3, U-MNIBA3
<i>Dead cell staining</i>				
Ethidium Bromide	493	620	U-FGW, U-FGWA, U-FGNA	U-MWIG3, U-MWIGA3, U-MNIGA3, U-MWG2, U-MNG2, U-SWG2
Ethidium homodimer-1	528	617	U-FGW, U-FGWA, U-FGNA, U-FYW	U-MWG2, U-MNG2, U-MWIG3, U-MWIGA3, U-MNIGA3
Propidium Iodide (PI)	536	617	U-FGW, U-FGWA, U-FGNA, U-FYW	U-MWIG3, U-MWIGA3, U-MNIGA3, U-MWIY2
Membranes, organelle, membrane potential				
<i>Membranes</i>				
8-Anilino-1-naphthalene sulfonic acid (1,8-ANS)	385	485	U-FUW, U-FUN, U-FUNA	U-MWU2, U-MNU2, U-MNUA2
Dil	550	565	U-FGW, U-FGWA, U-FGNA	U-MWIG3, U-MWIGA3, U-MNIGA3
DiO	484	501	U-FBW, U-FBN, U-FBWA, U-FBNA	U-MWIB3, U-MNIB3, U-MWIBA3, U-MNIBA3, U-MSWB, U-MWB2, U-MNB2
Diphenylhexatriene (DPH)	351	430	U-FUW, U-FUN, U-FUNA	U-MWU2, U-MNU2, U-MNUA2
Filipin	350	480	U-FUW, U-FUN, U-FUNA	U-MWU2, U-MNU2, U-MNUA2
Fluorescamine	390	465	U-FUW, U-FUN, U-FVN	U-MWU2, U-MNU2, U-MNV2
Merocyanine 540	500	580	U-FGW	U-MWG2, U-MNG2, U-MWIG3
<i>Organelle</i>				
Acridine Orange	500	530/630-650	U-FBW, U-FBN, U-FBWA, U-FBNA, U-FYFP	U-MWIB3, U-MNIB3, U-MWIBA3, U-MNIBA3
BODIPY FL Ceramide	503	512	U-FBW, U-FBN, U-FBWA, U-FBNA	U-MWIB3, U-MNIB3, U-MWIBA3, U-MNIBA3
DiO C6(3)	484	500	U-FBW, U-FBN, U-FBWA, U-FBNA	U-MWIB3, U-MNIB3, U-MWIBA3, U-MNIBA3, U-MSWB, U-MWB2, U-MNB2
ERTracker Blue-White DPX	374	575	U-FUW, U-FUN, U-FVN	U-MWU2, U-MNU2, U-MNV2
JC-1	485	530	U-FBW, U-FBN, U-FBWA, U-FBNA	U-MWIB3, U-MNIB3, U-MWIBA3, U-MNIBA3, U-MSWB, U-MWB2, U-MNB2
LysoTracker Red DND-99	577	590	U-FGW, U-FGWA, U-FGNA, U-FYW	U-MWIG3, U-MWIGA3, U-MNIGA3, U-MWIY2
Mito Tracker Green	490	516	U-FBW, U-FBN, U-FBWA, U-FBNA	U-MWIB3, U-MNIB3, U-MWIBA3, U-MNIBA3
MitoTracker Red CMXRos	579	599	U-FGW, U-FGWA, U-FGNA, U-FYW	U-MWIG3, U-MWIGA3, U-MNIGA3, U-MWIY2
Nile Red (phospholipid)	552	636	U-FGW, U-FGWA, U-FGNA, U-FYW	U-MWG2, U-MNG2, U-MWIG3, U-MWIGA3, U-MNIGA3, U-MWIY2
Rhodamine 123	507	530	U-FBW, U-FBN, U-FBWA, U-FBNA	U-MWIB3, U-MNIB3, U-MWIBA3, U-MNIBA3
Pyronin Y	540	570	U-FGW, U-FGWA, U-FGNA	U-MWIG3, U-MWIGA3, U-MNIGA3, U-MWG2, U-MNG2
<i>Membrane potential</i>				
Di-4-ANEPPS	497	710	U-FBW, U-FBN	U-MWIB3, U-MNIB3
Di-8-ANEPPS	465	635	U-FBW, U-FBN	U-MWIB3, U-MNIB3
FM 1-43	473	579	U-FBW, U-FBN	U-MWIB3, U-MNIB3
RH160	577	>610	U-FGW, U-FGWA, U-FGNA, U-FYW	U-MWIG3, U-MWIGA3, U-MNIGA3, U-MWIY2
RH414	490	>662	U-FBW, U-FBN	U-MWIB3, U-MNIB3
RH421	541	>590	U-FGW, U-FGWA, U-FGNA	U-MWIG3, U-MWIGA3, U-MNIGA3
RH423	520-550	>610	U-FGW, U-FGWA, U-FGNA	U-MWIG3, U-MWIGA3, U-MNIGA3
RH795	560	650	U-FGW, U-FYW	U-MWIG3, U-MWIY2

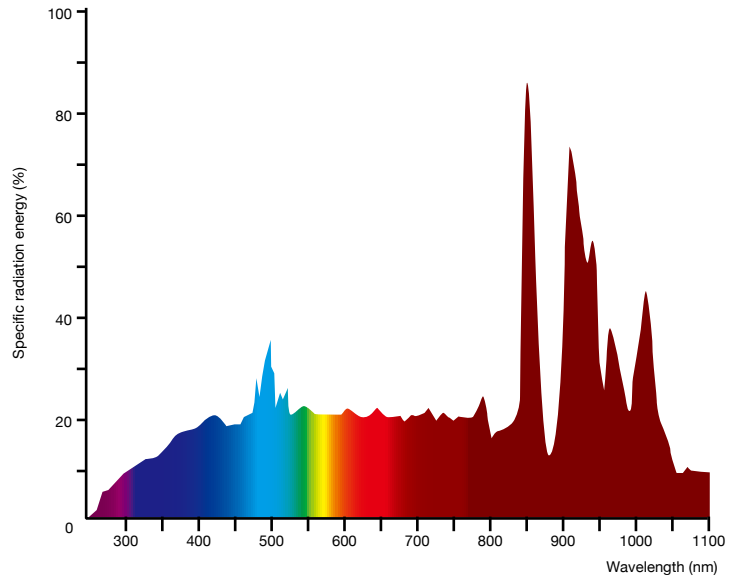
Fluorochrome	Excitation maximum (nm)	Emission maximum (nm)	Applicable BX3/IX3 mirror unit	Applicable BX51WI/BX61WI mirror unit
Bacteria staining, bone staining				
Bacteria				
Acridine Orange	500	530/630-650	U-FBW, U-FBN, U-FBWA, U-FBNA, U-FYFP	U-MWIB3, U-MNIB3, U-MWIBA3, U-MNIBA3
Acridine Yellow	470	550	U-FBW, U-FBN, U-FBWA, U-FBNA	U-MWIB3, U-MNIB3, U-MWIBA3, U-MNIBA3, U-MWB2, U-MNIB2
Auramine O	460	550	U-FBVW, U-FBW	U-MWBV2, U-MNBV2, U-MWB2, U-MWIB, U-MWIB3
Berberine sulfate	430	550	U-FBVW	U-MWBV2, U-MNBV2
Coriphosphine O	460	575	U-FBW	U-MWB2, U-MWIB3
CTC	430, 480	630	U-FBVW, U-FBW, U-FBN	U-MWBV2, U-MNBV2, U-MWIB3, U-MNIB3
Hoechst 33258	365	465	U-FUW, U-FUN, U-FUNA	U-MWU2, U-MNU2, U-MNUA2
Bone				
Acidic Fuchsin (Pararosaniline)	540	630	U-FGW, U-FGN	U-MWG2, U-MNG2, U-MWIG3
Calcein	495	520	U-FBW, U-FBN, U-FBWA, U-FBNA	U-MWIB3, U-MNIB3, U-MWIBA3, U-MNIBA3
Calcein Blue	375	435	U-FUW, U-FUN, U-FUNA	U-MWU2, U-MNU2, U-MNUA2
Tetracycline	390	560	U-FUW, U-FVN, U-FBVW	U-MWU2, U-MNV2, U-MWBV2, U-MNBV2
Xylenol Orange	440, 570	610	U-FGW, U-FGN	U-MWG2, U-MNG2, U-MWIG3
Ion concentrations				
Calcium				
BTC	400/480	540	U-FVN, U-FBN, U-FBNA, U-FBW, U-FBWA	U-MNV, U-MNIB3, U-MNIBA3, U-MWIB3, U-MWIBA3
Calcium Green	505	532	U-FBN, U-FBNA, U-FBW, U-FBWA	U-MNIB3, U-MNIBA3, U-MWIB3, U-MWIBA3
Fluo 4	495	510	U-FBN, U-FBNA, U-FBW, U-FBWA	U-MNIB3, U-MNIBA3, U-MWIB3, U-MWIBA3
Oregon Green 488 BAPTA-1	494	523	U-FBN, U-FBNA, U-FBW, U-FBWA	U-MNIB3, U-MNIBA3, U-MWIB3, U-MWIBA3
Oregon Green 488 BAPTA-5N	494	521	U-FBN, U-FBNA, U-FBW, U-FBWA	U-MNIB3, U-MNIBA3, U-MWIB3, U-MWIBA3
pH				
BCECF	440/490	530	U-FBVW, U-FBN, U-FBNA, U-FBW, U-FBWA	U-MWBV, U-MNIB3, U-MNIBA3, U-MWIB3, U-MWIBA3
Nerve cell tracer, others				
Nerve cell tracer				
Evans Blue	470-540	680	U-FBW, U-FBN	U-MWIB3, U-MNIB3
Fast Blue	360	410	U-FUW, U-FUN, U-FUNA	U-MWU2, U-MNU2, U-MNUA2
Granular Blue	375	410	U-FUW, U-FUN, U-FUNA	U-MWU2, U-MNU2, U-MNUA2
True Blue	373	404	U-FUW, U-FUN, U-FUNA	U-MWU2, U-MNU2, U-MNUA2
Others				
Aniline blue	370	509	U-FUW, U-FUN	U-MWU2, U-MNU2
Alexa Fluor 488-Phalloidin	495	518	U-FBW, U-FBN, U-FBWA, U-FBNA	U-MWIB3, U-MNIB3, U-MWIBA3, U-MNIBA3
Calcofluor white	440	500-520	U-FUW, U-FUN, U-FVN	U-MWU2, U-MNU2, U-MNV2
Euchrysin (Acridine Orange)	500	530/630-650	U-FBW, U-FBN, U-FBWA, U-FBNA, U-FYFP	U-MWIB3, U-MNIB3, U-MWIBA3, U-MNIBA3
NanoOrange	485	590	U-FBW, U-FBN	U-MWIB3, U-MNIB3
NBD-Phalloidin	465	536	U-FBW, U-FBN, U-FBWA, U-FBNA	U-MWIB3, U-MNIB3, U-MWIBA3, U-MNIBA3
Rhodamine-Phalloidin	540	565	U-FGW, U-FGWA, U-FGNA	U-MWIG3, U-MWIGA3, U-MNIGA3, U-MWG2, U-MNG2
sulforhodamine 101	586	605	U-FYW, U-FMCHE	U-MWIY2
Thioflavin T	430	485	U-FBVW	U-MWBV2, U-MNBV2

Light Source Spectral Characteristics

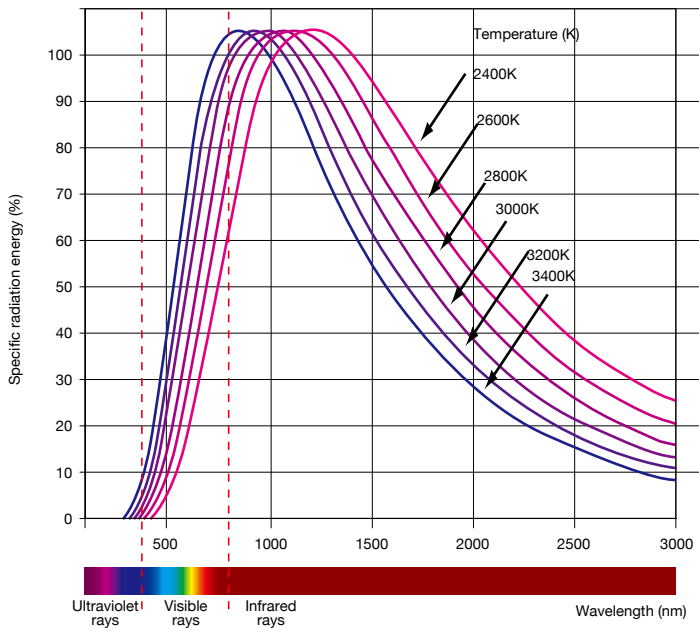
Mercury lamp



Xenon lamp



Halogen lamp



- EVIDENT CORPORATION is ISO14001 certified.
- EVIDENT CORPORATION is ISO9001 certified.

• All company and product names are registered trademarks and/or trademarks of their respective owners.
• Specifications and appearances are subject to change without any notice or obligation on the part of the manufacturer.

EvidentScientific.com

EVIDENT

EVIDENT CORPORATION
Shinjuku Monolith, 2-3-1 Nishi-Shinjuku, Shinjuku-ku, Tokyo 163-0910, Japan

OLYMPUS